



Release Notes

V 2.20.8





iChannel Resolutions and Enhancements v 2.20.8 3



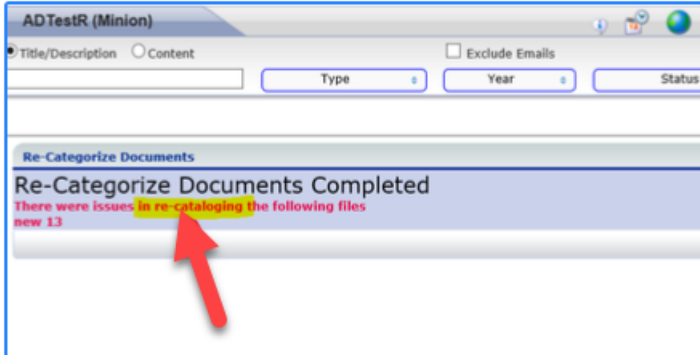


iChannel Resolutions and Enhancements v 2.20.8

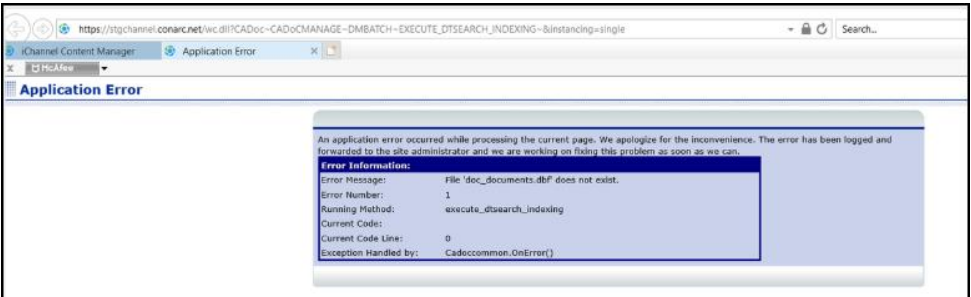


iChannel Bugs and Enhancements		
1	<p>File Area – Dynamically adjust Filter field width: Users where encountering when using a long tag name or long file folder name for a client’s file area, the area would become to larger and would expand the area.</p> <p> Resolution: new dynamically UI enhancement to fix the issue when there are longer folder/file names in the file area.</p>	Enhancement
2	<p>Export to Text File Not Working when show Entity with missing document is clicked – when a user tried to use the search functionality under the file tabs,user where unable to export the list to a document when the “EXCEPT” is chosen.</p> <p> Resolution – Added an export button that creates a .csv file.</p>	Enhancement
3	<p>iChannel Error Message CaseWare – Any user who does not already have permissions to a client file area. Let us say one of our tax staff wants to look at an audit CaseWare – they don’t have permissions to that client. When trying to click the CaseWare file in the client file area inside iChannel they get an error. The error is the file has been deleted or moved, instead of you don’t have permissions to this client.</p>	Resolved
4	<p>Publish Document shows properties as Published Permanent – When a user selected a document(s), clicked Publish and would return to view the Document Properties. The document would show the “Publish Coy Permanent” checkbox as checked.</p> <p> Resolution – Publish Copy Permanent checkbox is checked according to the last publish document.</p>	Resolved
5	<p>Emailed Selected Contacts button – users were encountering an error message when trying to select Emailed Selected Contacts button.</p> <p> Resolution – error message resolved as there was a Syntax Error, unrecognized expression [emailaddress=].</p>	Resolved
6	<p>iChannelDesk Publishing issue with Email Notification Permission – users were encountering an issue when dragging a file(s) to the Save button on the ribbon. After dragging, the user would set the entity, category, and other required fields, check the Publish checkbox, click the Add button. The Publish and Link window will display, select the channels to be published and click Publish button.</p>	Resolved





	<p>Publish fails and success message would not display. Only the document added to the file area is executed.</p> <p> Resolution – a message now displays to indicate Email notification should be sent to the portal user indicating about the portal publish.</p>	
7	<p>Unlink document(s) not showing names using IE – users were encountering when Unpublishing/Unlinking document(s) in IE, no entity listing is showing.</p> <p> Resolution – document names are now displaying.</p>	Resolved
8	<p>My Task Widget creating duplicate task - the My Task widget show the same project association for two different tasks (for two different projects), when it should be showing two different tasks for two different projects.</p> <ul style="list-style-type: none"> • Create two different projects for the same entity with the same template, same type/subtype • Assign the same task in each project to a contact • Filter the My Tasks widget to that contact • Users will see the two tasks, but the link for both tasks and both projects takes you to the same task and project instead of individual ones. 	Resolved
9	<p>Re-categorizing displaying an Error message – Steps:</p> <ol style="list-style-type: none"> 1. Navigate to an entity file area. 2. Select a document which not published or linked and click on re-categorize link on the gear box drop down 3. Select a different category and subcategory and click on Update button and observe the behavior. <p>Actual Result:</p> <p>An error displaying to as below. Please note that the error content should also needed to be changed since it is not re-cataloging.</p> 	Resolved



10	Application Error when accessing Reports – a user might experience an Error message when accessing System > Reports and receive an Application Error.	Resolved
		
11	Add Document to be Scanned page loads very slowly – a user might experience when trying to add a document, that the window would load extremely slow when selecting Add Document to be Scanned.  Resolution – development re-wrote the subfolder code to determine the logic using a cursor instead of unnecessary loops.	Resolved
12	File Area and Document search results not sorting alphabetically.	Resolved
13	Year filter option not working properly – an error message was displaying an error message. Summary of issue: When you click on the + to list the category getting an error. User can click on the number of the year and iChannel will filter.	Resolved
14	Unable to send email to some “email address types” – users would encounter an error message stating the email address was “incorrect formatting” when the address was in a correct format. 	Resolved

